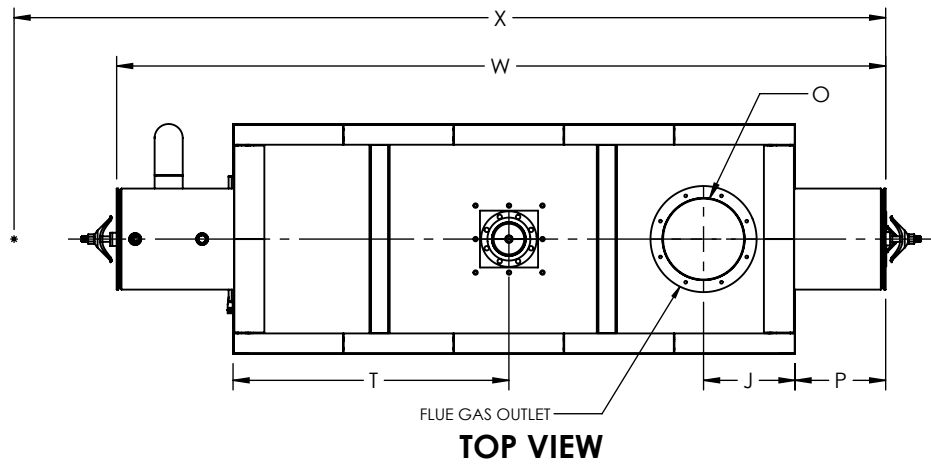
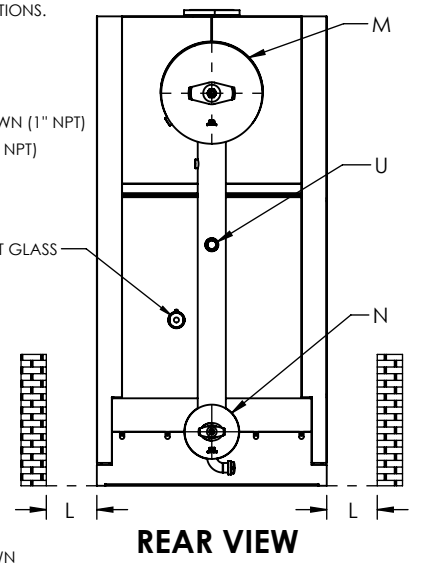
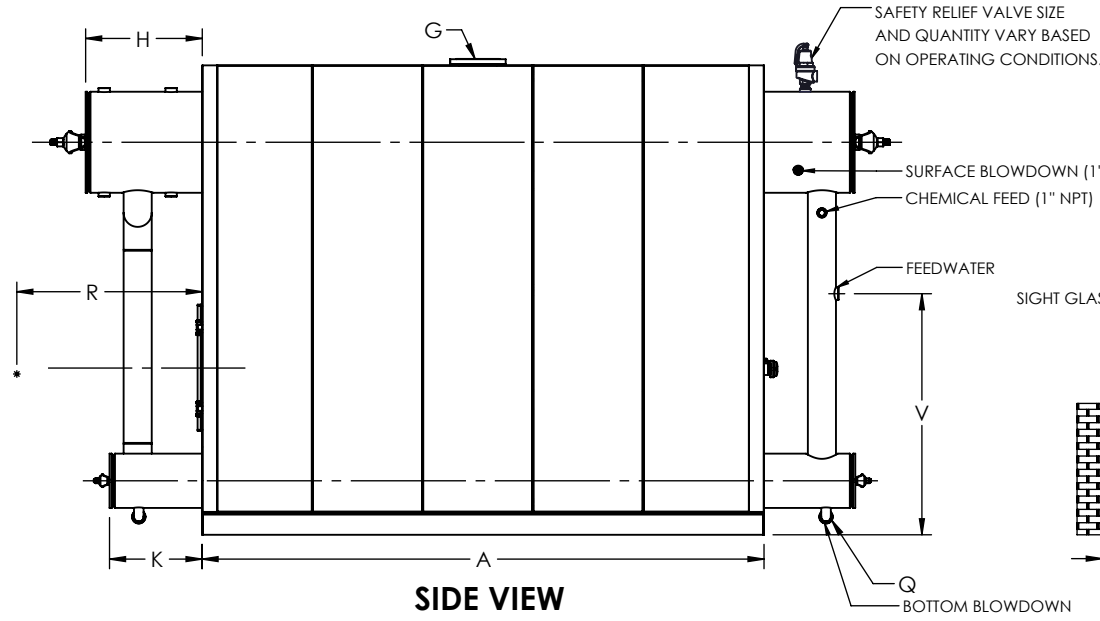
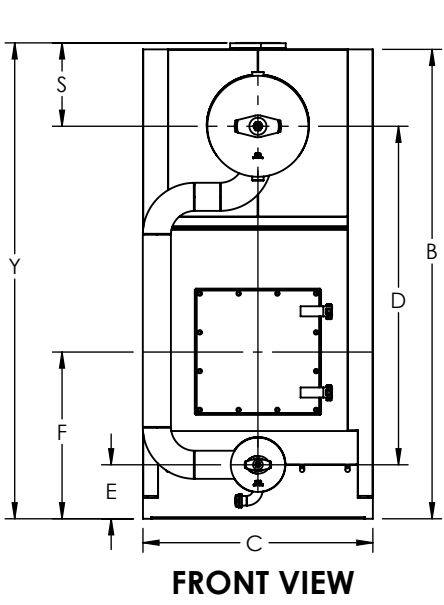


FLUE GAS OUTLET CONNECTION		
FLANGE DIMENSIONS	in	mm
O.D.	21.00	533
I.D.	16.25	413
B.C.D	18.50	470
HOLE DIAMETER	0.53	13
No. OF HOLES	8	



GENERAL DIMENSIONS		
	in	mm
A	BOILER BASE LENGTH	111.22 2825
B	BOILER HOUSING HEIGHT	92.91 2360
C	BOILER BASE WIDTH	45.50 1156
D	CENTER OF BOTTOM DRUM TO CENTER OF TOP DRUM	67.00 1702
E	CENTER OF BOTTOM DRUM TO BOTTOM	10.69 272
F	CENTER OF BURNER OPENING TO BOTTOM	33.06 840
G	STEAM OUTLET, FLANGE, CLASS 150 (NPS)	6.00 152
H	TOP DRUM CLEARANCE FROM FRONT	23.08 586
J	CENTER OF FLUE GAS OUTLET TO REAR	18.10 460
K	BOTTOM DRUM CLEARANCE FROM FRONT	18.31 465
L	TUBE REMOVAL CLEARANCE FROM BASE	29.00 737
M	UPPER DRUM, O.D.	20.00 508
N	LOWER DRUM, O.D.	10.75 273
O	FLUE GAS OUTLET, I.D.	16.00 406
P	TOP DRUM CLEARANCE FROM REAR	17.95 456
Q	BOTTOM BLOWDOWN (NPT)	1.50 38
R	BURNER LENGTH	0.00
S	CENTER OF TOP DRUM TO TOP OF STEAM OUTLET	16.50 419
T	CENTER OF STEAM OUTLET TO FRONT	54.55 1386
U	FEEDWATER INLET, COUPLING (NPT)	1.50 38
V	FEEDWATER ELEVATION FROM BOTTOM	47.69 1211
W	OVERALL BOILER LENGTH	152.21 3866
X	OVERALL BOILER LENGTH WITH BURNER	0.00
Y	OVERALL BOILER HEIGHT	94.19 2392

NOTE: DIMENSIONS SUBJECT TO CHANGE WITHOUT NOTICE. CONSULT FACTORY FOR CERTIFIED DIMENSIONS.



UNILUX ADVANCED MFG., LLC.
 30 COMMERCE PARK DRIVE
 NISKAYUNA, NY 12309
 Ph: (518) 344-7490

THIS DRAWING EMBODIES A CONFIDENTIAL PROPRIETARY DESIGN. ALL RIGHTS FOR REPRODUCTION, MANUFACTURING OR PATENTS ARE RESERVED BY UNILUX ADVANCED MANUFACTURING, LLC.

Drawn By: -	Date: -
Checked By: -	Date: -
Drawing No. : ZF 600LS-SUBMITTAL	
File No. : QBXXX	REV. : 00

PROJECT:	-
LOCATION:	-
MODEL:	ZF 600LS
BURNER:	-
ELECTRIC:	-
SUPPLY PSI:	-

ZONE	REV.	DESCRIPTION	DATE
REVISIONS			